

MT4 iPhone User Guide

Navigate to the iPhone home screen;

Enter "App Store";

Key In "MT4" and click Search;

Press "Install", you can open the MT4 app when you are done.

Downloading & installing



MT4 iPhone version - installation guide

If there you haven't logged in before, select "Open Personal Demo Account", search for "LongAsiaGroup" and select "LongAsiaGroup -Demo", you can complete the registration by entering the information and selecting the leverage of 1:100.



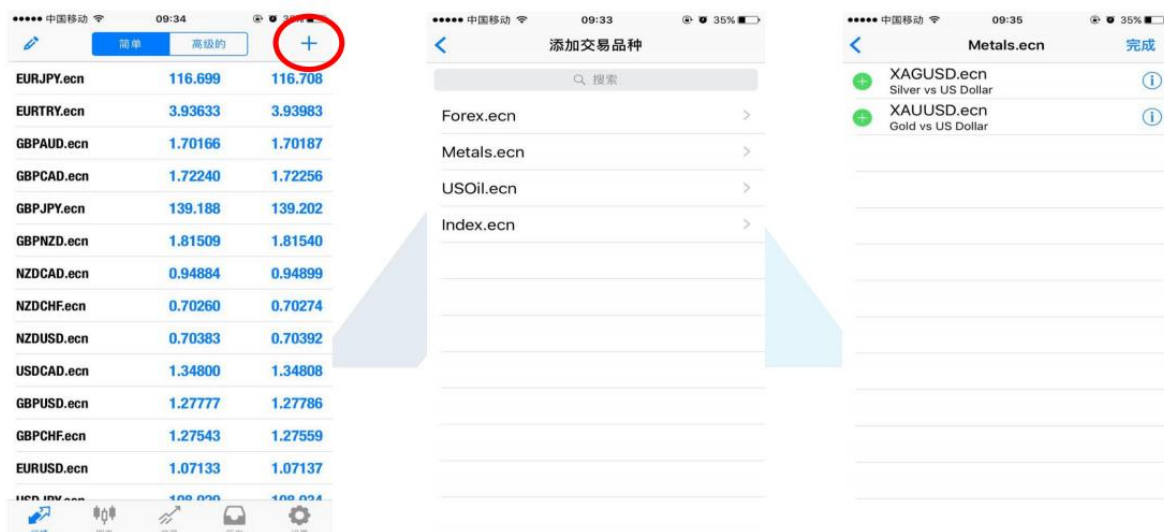
MT4 iPhone version - account login guide



After the account is successfully logged in, click the "+" sign in the upper right corner of the mobile trading software to enter the interface to add trading instruments.

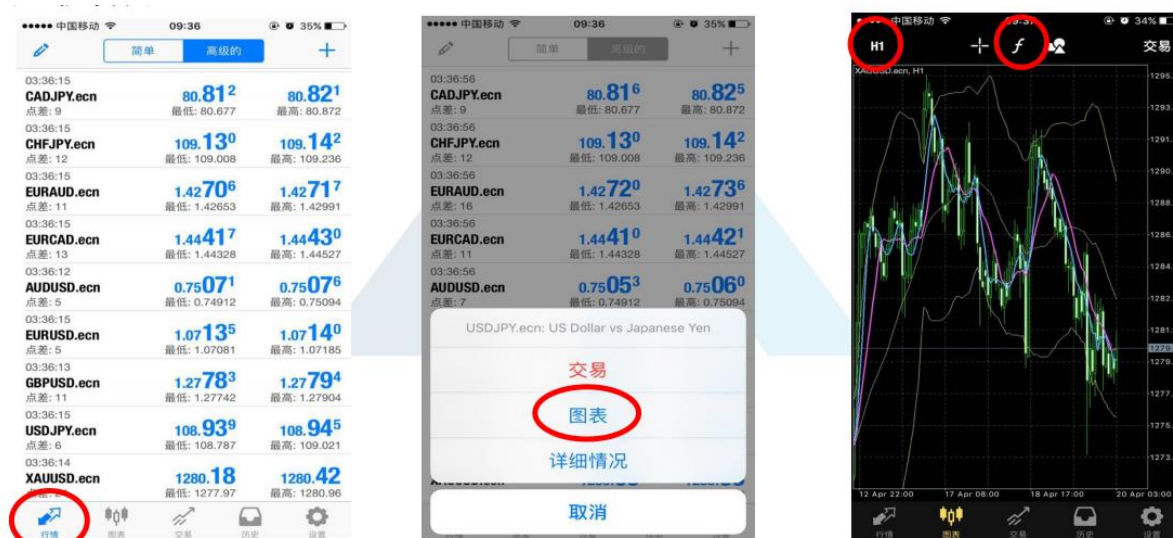
From top to bottom, Forex, Precious Metals, Crude Oil, Indices. After selecting, click the green "+" to add.

MT4 iPhone version – Guide to adding trading instruments.



After adding the trading symbol, click on the "Quotes" option below to enter the Quotes Homepage, click on any symbol and select "Chart".

You can select any trading indicators by clicking on the "f" above to add indicators, and the H1 button on the left can switch between different time periods.



MT4 iPhone version – Market Chart Viewing Guide

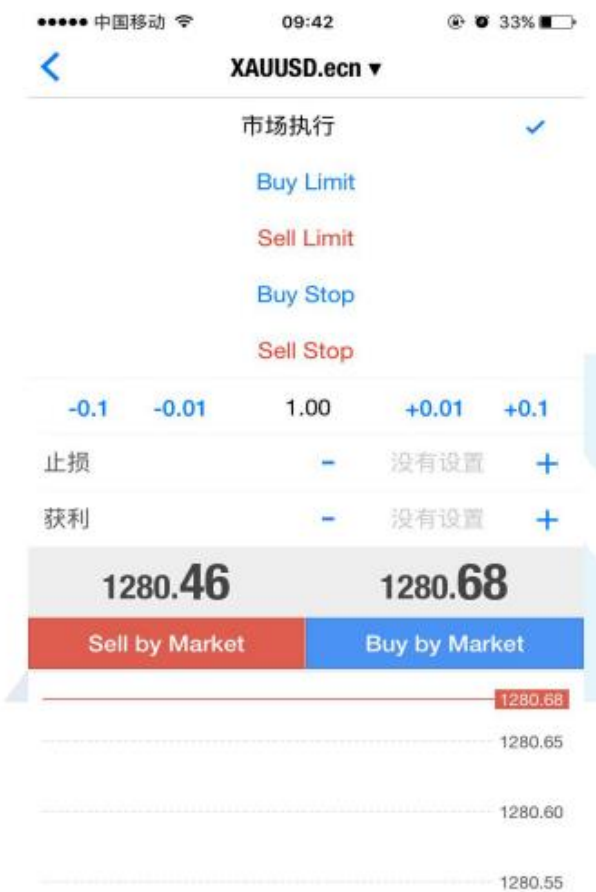
Click on the trade in the top right corner to enter;

Enter the order interface and tap "Market Execution";

There will be four pending order type.

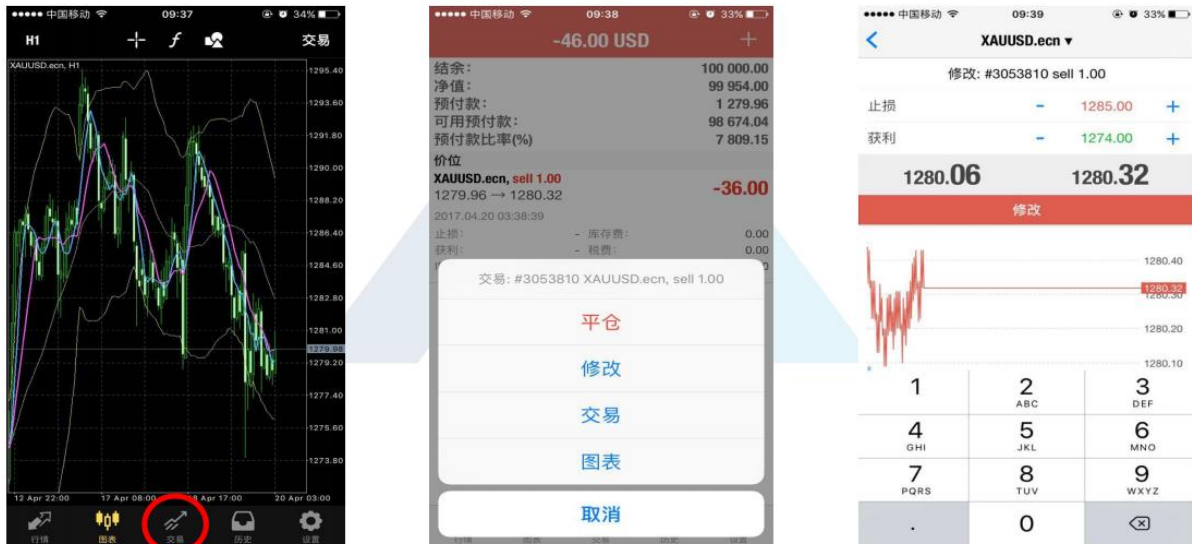
Type, the number of lots you wish to open a position and choose either "Sell by Market" To go short, "Buy by Market" To go long.

Make sure you have checked the type of trading order type, your trading size and trading direction to ensure your trading position is correct.



MT4 iPhone version - Trading guide

Click on the "Trade" option at the bottom of the screen to find the executed orders. Press and hold the trade that you executed, a few options will appear. The "Close" option allows you to close the current position at that current profit or loss. "Modify" sets the stop loss & take profit level. "Trade" will allow you to buy or sell more positions of that symbol.



MT4 iPhone version - trading guide

In the "Settings" column, select your "Account". On the right side of "Current Account", you can see the "...", select the "..."

From here you can change your MT4 account password. The master password is the password you should use if you want to have trading privileges, investor password is view only, no trading privileges is granted. To change the investigator password you'll need the master password.



MT4 iPhone version – Changing of account password guide